



4100 Admiralty Way
Marina del Rey, California 90292
(310) 301-3000
Guest FAX: (310) 448-4870
Sales FAX: (310) 448-4825

DIRECTIONS

From Los Angeles Int'l. Airport: Take Sepulveda Blvd. North to Lincoln Blvd., turn left. Turn left on Fiji Way. Turn right on Admiralty Way.
From downtown: 110S to 10W. 405S to 90W. End of freeway, left on Lincoln. Right on Mindanao. Right on Admiralty Way.

GUEST ROOM INFORMATION

Floors: 9 Dbl/dbl: 124
Rooms: 370 Kings: 242
Accessible: 11 Max in room: 4
Non-Smoke: 322 Check-in: 3:00 p.m.
Suites: 18 Checkout: Noon

All rooms have individual climate control, two telephones with message light, dual phone lines, modem lines with high-speed Internet access, speaker phone and voice mail, Web TV, SONY Play Station, AM/FM alarm clock radio, cable movie channels, in-room pay movies, hair dryer, full-size iron and ironing board, in-room coffee maker and tea service, in-room safe. 370 guestrooms specifically designed with Executive workstation tailored to make business on the road more comfortable and productive.

GUEST SERVICES AND SHOPS

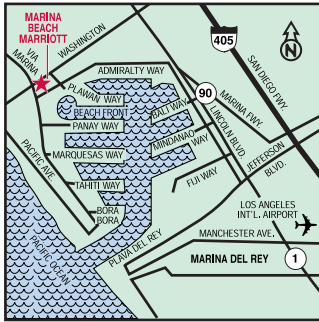
- Concierge
- Laundry/dry cleaning
- Room service
- Gift shop
- Car rental desk
- In-room safe
- Hair/nail salon
- Massage therapy room
- Business center
- Soda, ice & vending machines
- Self-and valet parking (fee)
- Safe-deposit boxes
- 24-hour complimentary health club
- Wired for Business®

RECREATIONAL FACILITIES

- Heated outdoor pool and whirlpool
- Tennis, golf and beach nearby
- Jogging paths nearby
- Bicycle/skate rentals nearby
- Boating nearby

PLACES TO SEE/THINGS TO DO

- "The Strand" for biking or skating
- 20 miles of California coastline
- Santa Monica Pier and 3rd St. Promenade
- Pacific beaches
- Malibu
- J. Paul Getty Museum
- Hollywood
- Fisherman's Village
- Rodeo Drive
- Universal Studios
- UCLA/USC
- The Queen Mary
- Beverly Hills
- Great Western Forum
- Disneyland®
- Staples Center
- Fisherman's Village
- Hollywood Park
- Venice Beach and boardwalk



RESTAURANTS AND LOUNGES

Name	Seats/Capacity	Meals Served
Stones Restaurant	120	B,L,D
The Lobby Bar	144	L,D

GENERAL INFORMATION

- Credit Cards Accepted: American Express, Discover Card, JCB, Carte Blanche, MasterCard, Diner's Club, VISA.
- Hotel Tax: 13% +.10
- Reservations: Must be guaranteed by credit card or one night's deposit.

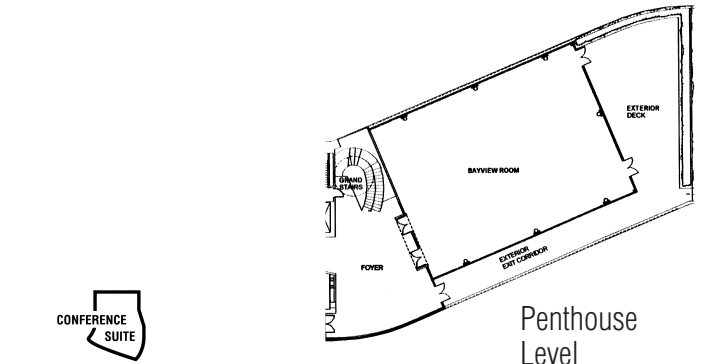
MEETING AND BANQUET FACILITIES

- A total of 17 meeting and banquet rooms with more than 18,000 total sq. ft. of space.
- 6,100 sq. ft. California Ballroom accommodates from 10 to 700.
- The Bayview Room, situated on the penthouse level, offers a breathtaking view of the entire marina, Pacific coastline and Los Angeles skyline. Accommodates up to 290 guests.
- 7 meeting rooms for groups up to 160.
- The Palm Court, complete with gazebo, is a perfect spot for an outdoor reception or wedding.
- 4 Conference Suites with marina views, for up to 10 people.
- All meeting rooms equipped with direct high-speed Internet access.
- Beach parties up to 300 guests available across the street from the hotel at Marina Beach
- Kosher catering available.

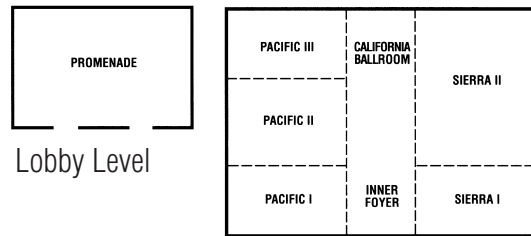
Meeting Room	DIMENSIONS			CAPACITY					# OF TABLES	
	WxLxH		Sq. Fr. (Metric)	Theater	School-room	Conference	U-Shape	Reception		Banquet
	U.S.	Metric								
California Ballroom	92x66*	27.5x20.2	6,100 (566.7)	700	360	-	-	650	400	
Sierra I	36x21*	11x6.4	756 (70.3)	60	36	28	30/30	70	50	
Sierra II	36x43*	11x13.1	1,548 (143.8)	150	90	34	40/46	140	110	
Sierra I & II (combined)	36x66*	11x20.2	2,376 (220.7)	250	136	-	60/72	250	180	
Sierra I, II & Inner Foyer	54x66*	16.5x20.2	3,564 (331)	350	200	-	-	350	250	
Pacific I, II & III (each)	37x22*	11.3x6.7	814 (75.7)	60	35	28	30/30	70	50	
Pacific I & II / II & III (combined)	37x44*	11.3x13.5	1,628 (151.3)	150	84	34	40/46	150	100	
Pacific I, II & III (combined)	37x66*	11.3x20.2	2,442 (227)	250	136	-	60/72	250	180	
Pacific I, II, III & Inner Foyer	56x66*	17.1x20.2	3,696 (343.4)	350	200	-	-	350	250	
Bayview	52x82**	15.9x25	4,200 (390)	290	235	-	-	290	290	
Promenade	57x33**	17.4x10.1	1,881 (174.9)	160	90	46	50	150	140	
Poolside	-	-	-	-	-	-	-	160	140	
Palm Court	-	-	-	-	-	-	-	350	280	
Conference Suite	20x25	6.1x7.6	500 (46.5)	-	-	8	-	-	-	
Marina Boardroom	19x22	5.8x6.7	410 (38.1)	-	-	10	-	-	-	
Palisades	28x35	8.5x10.7	980 (91)	110	52	30	32	90	70	
Malibu	32x18	9.8x5.5	576 (53.5)	50	24	22	24	55	30	
Santa Monica	26x18	7.9x5.5	468 (43.5)	40	21	20	22	45	30	
Venice	27x18	8.2x5.5	486 (45.1)	40	21	20	22	45	30	
Peninsula	27x18	8.2x5.5	486 (45.1)	40	21	20	22	45	30	
Catalina	46x18	14x5.5	828 (76.9)	70	38	36	28	70	50	
Malibu/Santa Monica	53x18	16.2x5.5	954 (88.6)	96	48	43	43	95	60	
Venice/Peninsula	53x18	16.2x5.5	990 (91.9)	96	50	45	45	95	60	

*13 ft. ceiling height, ** 14 ft. ceiling height

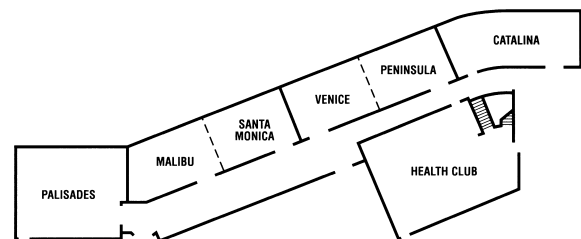
Please note that room figures are at maximum capacity. If group requires special needs, i.e. buffet, risers, extensive audiovisual, etc., then these numbers will decrease



Guest Floors Level



Lobby Level



Lower Level